

## QWCA-62-S

### WR-62 to SMA

Features:  
\* Low VSWR

Applications:  
\* Wireless  
\* Transmitter  
\* Laboratory Test  
\* Radar

#### Electrical

Frequency: 11.9~18GHz  
VSWR: 1.2 max.

#### Mechanical

Coax Connectors: SMA  
Waveguide Size: WR-62  
Flange: FBP140  
Material: Aluminium

#### How To Order

**QWCA-62-X-Y-Z**

X : Connector type.

Y : Configuration type.

Z : Flange type if applicable

Connector naming rules:

S - S Male (Outline A, Outline B)

SF - S Female (Outline A, Outline B)

Configuration naming rules:

E - End launch (Outline B)

R - Right angle (Outline A)

Flange naming rules:

1 - FBP (Outline A, Outline B)

2 - FDP

3 - FBM

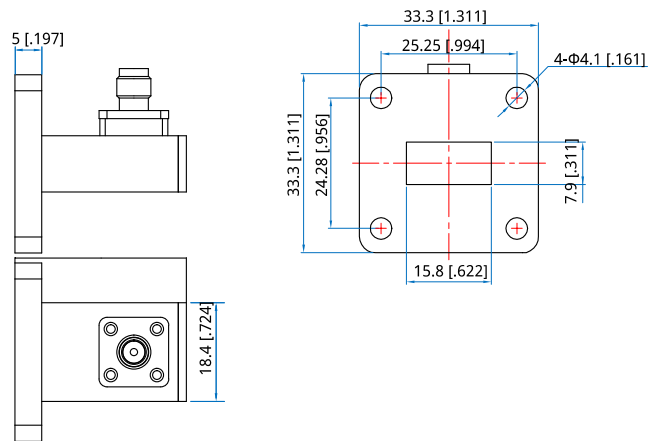
4 - FDM

Examples:

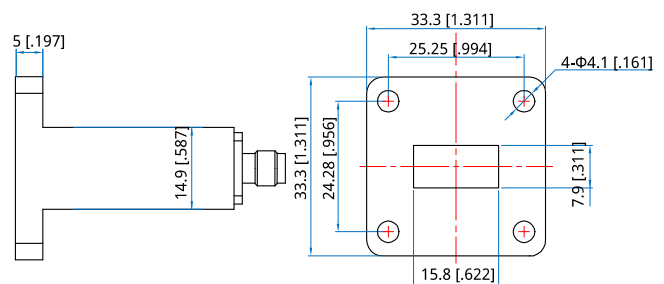
To order a waveguide to coax adapter, WR-62 to SMA female, right angle, FBP, specify QWCA-62-SF-R-1.

Customization is available upon request.

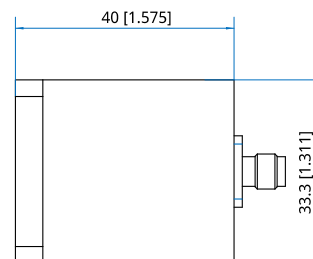
#### Outline Drawings



Outline A



Outline B



Unit: mm [in]

Tolerance: ±0.2mm [±0.008in]